

CCPS: Grades PreK-2

Meaningful Interactions

How to gain access and participate in Meaningful Instruction

Check-ins with Instructional Leads

Step
1



Open iPad and open the Blue Box with the white C to get to Clever.



Step
2



Scan your Clever Badge.


OR

Click on "Sign in with a different account" and use your CCPS email as the username and student number twice as the password

EX: Username: 2021kathpatter@ccps.us

Password: 9996099960

Step
3



Find and click on the Google classroom icon.

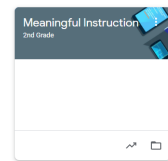
(It this is first time entering Google Classroom, students will be asked to enter their CCPS username & password)



Step
4




Follow the directions in your class to open the Google Meet. Click on the "meet link" in the header.



Step
5



Welcome to Google Meets.



Noteworthy!

Meaningful Instruction Conferences are
Monday, Wednesday & Friday
Meets begin at 9:00 a.m.
and end at 10:00 a.m.

Meaningful Interactions

Check-ins with Instruction Leads

How to gain access and participate in Meaningful Instruction

Step
1



Login to your Chromebook with your CCPS credentials OR
Go to the CCPS website and click on the myCCPS tab. <https://my.ccps.us/>

Step
2



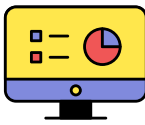
Find the Schoology tab from the menu. This will open the student's course dashboard.

Step
3



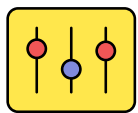
The student should find a course that has their Grade Level and Meaningful Instruction. Scroll down until you find the correct course.

Step
4




Your student will open the course and look on the left side of the screen and find the "Conferences" tab.

Step
5



Click on 1) "Conferences", 2) the Title of the conference, 3) join the audio, 4) enable the mic



Noteworthy!

Meaningful Instruction Conferences are Monday, Wednesday & Friday
Conferences begin at 9:00 a.m.
and end at 10:00 a.m.