


# Exceptional Education

Director of Exceptional Education-Paulette Heron



**Caroline County Public Schools**  
Special Education Annual Plan  
February 12, 2024  
(IDEA Part B Sections 611 & 619)  
2024-2025



# Disability Categories CCPS Currently Serves



- Developmentally Delayed (DD)
- Emotional Disabilities (ED)
- Hearing Impairment (HI)
- Specific Learning Disabilities (SLD)
- Intellectual Disabilities (ID)
- Multiple Disabilities (MD)
- Orthopedic Impairment (OI)
- Other Health Impairment (OHI)
- Speech & Language Impairment (SLI)
- Traumatic Brain Injury (TBI)
- Vision Impairment (VI)
- Autism (AUT)
- Deaf/Blindness Disabilities (HI/VI)

# December 1 Count

**VDOE**—School divisions are required to report an unduplicated count of students with disabilities receiving special education on December 1 (or the closest school day to December 1) for state funding and federal reporting under provisions of the [Individuals with Disabilities Education Act \(IDEA\)](#) Part B.





# December 1 Count Data

**2021-2022 School Year: 545**

**2022-2023 School Year: 589**

**2023-2024 School Year: 651**

**Current Updated Numbers:**

- **January 31, 2024—661 Students**

# Annual Plan VDOE Requirements

- Local Policies and Procedures
- Maintenance of Effort
- Proportionate Set Aside
- Excess Cost

# Maintenance Of Effort


**VDOE**—The Virginia Department of Education (VDOE) under the Federal [Individuals with Disabilities Education Act](#) (IDEA) annually receives an allocation from the United States Department of Education (USED) to supplement existing local and state funding to serve students with disabilities. In turn, prescriptive allocation amounts are made available to each eligible Local Educational Agency.

## Local Amounts(Estimated/Projected)

- Dollar—\$4,915,539.00
- Per Capita—\$8,345.57

## Local Plus State (Estimated/Projected)


- Dollar—\$6,793,744.35
- Per Capita—\$11,534.37



# Proportionate Set Aside

**VDOE**-Each LEA must expend, during the grant period, on the provision of special education and related services for the parentally-placed private school children with disabilities enrolled in private elementary schools and secondary schools located in the LEA ...

- Students are parentally placed in private schools or home schooled
- **Total Eligible Fund Set Aside:**
  - 2021-2022 SY \$21,516.16
  - 2022-2023 SY \$35,830.40
  - 2023-2024 SY \$37,139.70





# Excess Cost

**VDOE**—The purpose of the federal requirement for excess costs calculation is to enable LEAs to determine the amount of regular education funds being expended on the basic education of its students with disabilities.




# IDEA Funding

## Part B Section 611

- School Age Students Kindergarten through the age of 22
- Currently Covers Salaries for:
  - 12 Special Education Teachers
  - 1 Behavior Specialist
  - Grant Total Amount:
    - 21-22 SY \$980,000.00
    - 22-23 SY \$974,587.00
    - 23-24 SY \$1,130,904.00

## Part C Section 619

- Early Childhood Special Education (ECSE)
- Currently Covers Salaries for:
  - 1 ECSE Coordinator Stipend
  - 1 ECSE Teacher (Partially Funded)
- Grant Total Amount:
  - 21-22 SY \$19,051.00
  - 22-23 SY \$19,238.00
  - 23-24 SY \$21,475.00



# Bowling Green Elementary School

## STAFFING

1 ECSE Teacher  
3 Intensive Support Teachers  
1 BSP Teacher  
4 High Incidence Teachers  
7 Instructional Assistants




Current SPED Count: 127 Students (As of December 2023)

## Bowling Green Elementary School SPED Data

### SPED Percentages

- SLD-10%
- OHI-22%
- AUT-10%
- ED-4%
- SLI-34%
- ID-2%
- VI- NA
- MD-Less Than 1%
- DD-17%
- OI-NA
- HI-Less Than 1%





# Lewis and Clark Elementary School

## STAFFING

1 ECSE Teacher  
4 Intensive Support Teachers  
1 BSP Teacher  
4 High Incident Teachers  
10 Instructional Assistants




# Lewis and Clark Elementary School SPED Data

Current SPED Count: 141 Students  
(As of December 2023)

## SPED Percentages

- SLD-7%
- OHI-19%
- AUT-17%
- ED-2%
- SLI-34%
- ID-2%
- VI- NA
- MD-NA
- DD-19%
- OI-NA
- HI-NA



# Madison Elementary School

## STAFFING

1 ECSE Teacher  
1 Intensive Support Teacher  
3 High Incident Teachers  
3 Instructional Assistants






# Madison Elementary School SPED Data

Current SPED Count: 95 Students  
(As of December 2023)

## SPED Percentages

- SLD-13%
- OHI-6%
- AUT-7%
- ED-4%
- SLI-43%
- ID-1%
- VI- 1%
- MD-2%
- DD-20%
- OI-1%
- HI-2%





# Caroline Middle School

## STAFFING

2 Intensive Support Teachers  
1 BSP Teacher  
8 High Incidence Teachers  
7 Instructional Assistants




# Caroline Middle School SPED Data

Current SPED Count: 116 Students  
(As of December 2023)

## SPED Percentages

- SLD-31%
- OHI-34%
- AUT-17%
- ED-8%
- SLI-4%
- ID-5%
- VI-Less Than 1%
- MD-Less Than 1%



# Caroline High School

## STAFFING

3 Intensive Support Teachers  
1 BSP Teacher  
9 High Incidence Teachers  
7 Instructional Assistants






# Caroline High School SPED Data

Current SPED Count: 172 Students  
(As of December 2023)

## SPED Percentages

- SLD-35%
- OHI-25%
- AUT-12%
- ED-12%
- SLI-Less Than 1%
- ID-15%
- VI-Less Than 1%
- MD-Less Than 1%





# Exceptional Educational Factors To Consider



- CCPS uses IDEA funds to cover a portion of needed special education positions
- In recent years, costs have exceeded the grant due to an increase in student population and the impact of disability that students have
- Funds carried over from previous years have funded the difference
- As student numbers and needs increase, one or more positions may need to move to local funding
- CCPS will monitor student enrollment and plan accordingly

Thank  
You



**CC** **CAROLINE COUNTY**  
PUBLIC SCHOOLS